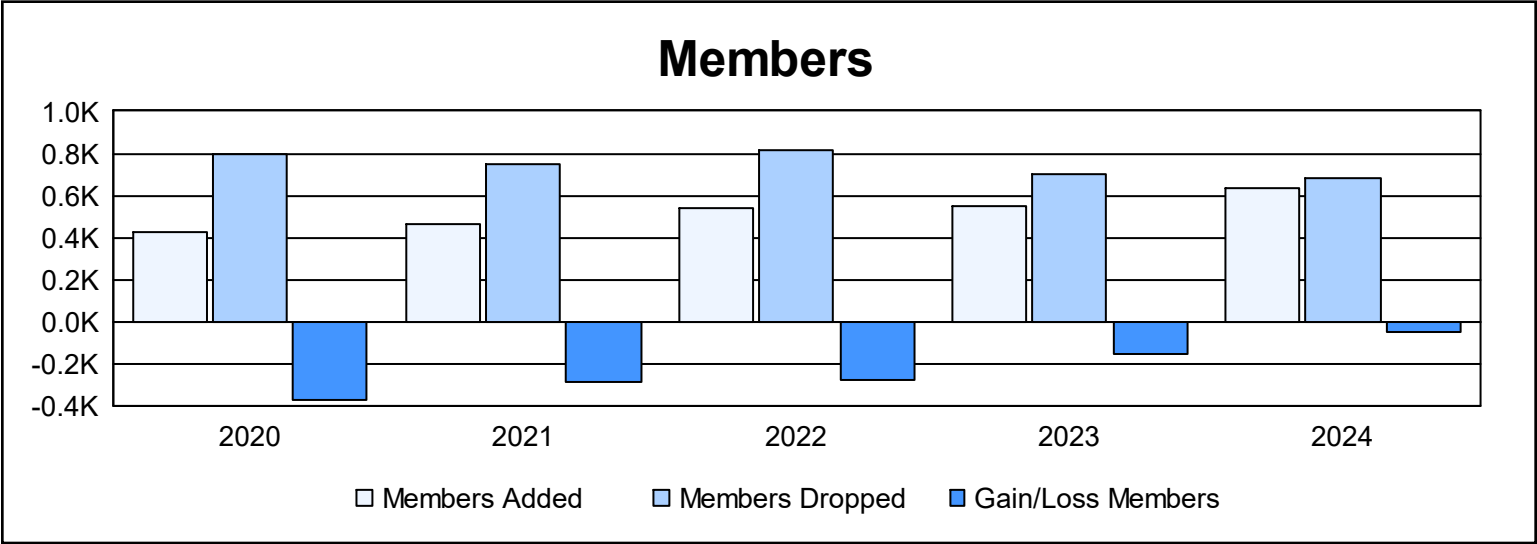
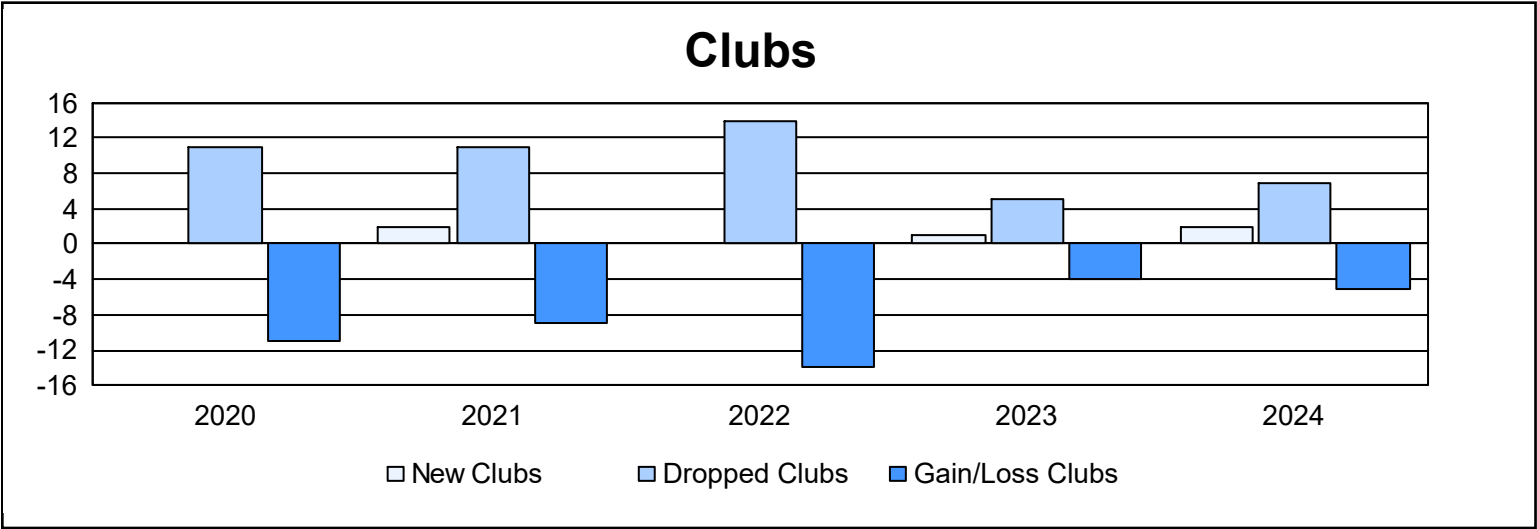
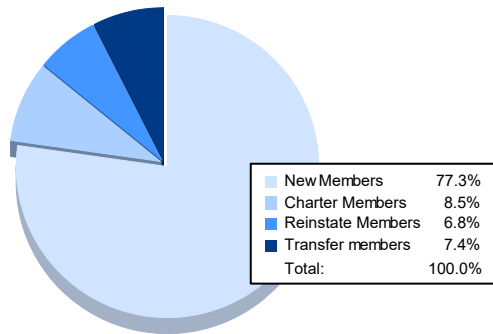


Year	New Clubs	Dropped Clubs	Gain/ Loss Clubs	New Members	Charter Members	Reinstate Members	Transfer Members	Total Member Added	Total Members Dropped	Gain/ Loss Members
2019-2020	0	11	-11	331	25	24	42	422	796	-374
2020-2021	2	11	-9	322	68	33	36	459	748	-289
2021-2022	0	14	-14	424	11	50	54	539	815	-276
2022-2023	1	5	-4	441	51	26	27	545	697	-152
2023-2024	2	7	-5	491	54	43	47	635	682	-47
Average	1	10	-9	402	42	35	41	520	748	-228



### Membership Composition June 2024 Cumulative



### Gender Composition June 2024 Cumulative

